


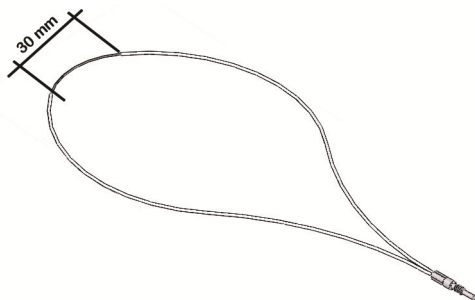
November 2019

***Monopolar cutting loop for supra-cervical hysterectomy (LASH)***



**Art. No. 90.727.00**

*Hysterectomy instrument  
with one wire loop electrode (LASH)*



**Art. No. 90.727.01**

*Spare wire loop electrode for single use*

**System Messroghli**

**Micro-needle electrode monopolar for endoscopy**

**Ø 5 mm**

**Indications:**

- Endoscopic adhesiolysis in the abdomen
- Fallopian tube incision during organ-preserving operations i.e. tubal pregnancy
- Uterine incisions when performing a myoma enucleation
- Myoma ablation
- Cholecystectomy
- Fragmentation of tissues
- Appendectomy and hernia surgeries



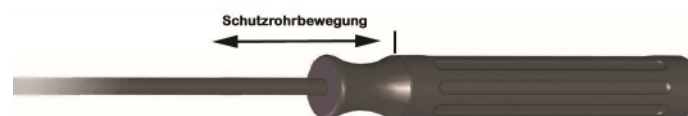
**90.717.32**

Micro needle electrode monopolar for endoscopic micro-surgery with **32 cm working length**

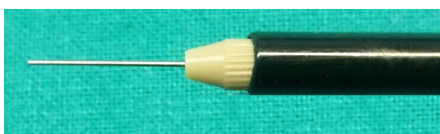
**90.717.42**

Micro needle electrode monopolar for endoscopic micro-surgery with **42 cm working length**

The micro-needle electrode can be retracted back into the outer sleeve during introduction thru a trocar and into the abdominal cavity.



**Micro-needle electrode**  
(extended = working position)  
for ultra fine cuts:



**Micro-needle electrode**  
(retracted):



**System Messroghli**


***Micro-needle electrode monopolar for endoscopy***

**Ø 5 mm**

**Consisting of:**



*Inner shaft Ø 5mm with screw cap and micro-needletip*



**90.717.52**

*Screw cap for fixation of the micro-needletip with the inner shaft of the micro-needle coagulation electrode*



**90.525.05**

*Micro-needletip monopolar 0,3mm, shaft Ø 0,8mm, 23 mm long*



*Outer shaft Ø 5mm with sealing cap*



**\*070717-35**

*Sealing cap for outer shaft*

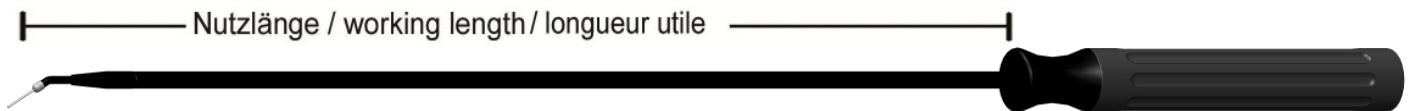
**System Messroghli**

***Combined micro-needle coagulation electrode  
monopolar for endoscopy***

**Ø 5 mm**

**Indications:**

- Endoscopic adhesiolysis in the abdomen
- Fallopian tube incision during organ-preserving operations i.e. tubal pregnancy
- Uterine incisions when performing a myoma enucleation
- Myoma ablation
- Cholecystectomy
- Fragmentation of tissues
- Appendectomy and hernia surgeries



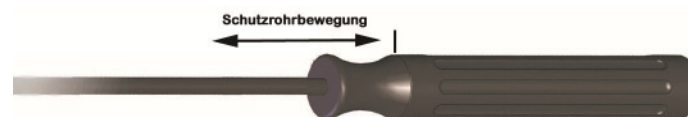
**90.718.32**

*Combined micro-needle coagulation electrode  
monopolar for endoscopic micro-surgery with  
32 cm working length*

**90.718.42**

*Combined micro-needle coagulation electrode  
monopolar for endoscopic micro-surgery with  
42 cm working length*

*The combined micro-needle electrode can be guided and retracted back into the outer sleeve during introduction thru a trocar and into the abdominal cavity.*



***Combined micro-needle electrode  
(extended) for ultra fine cuts:***



***Combined micro-needle electrode  
(retracted) ready for coagulation like  
a ball shaped electrode:***



**System Messroghli**

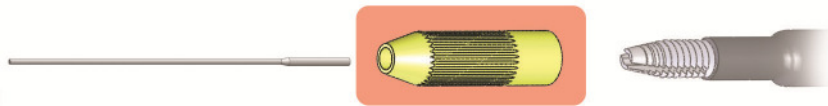
***Combined micro-needle coagulation electrode  
monopolar for endoscopy***

**Ø 5 mm**

**Consisting of:**



*Inner shaft Ø 5mm with screw cap and micro-needletip*



**90.717.52**

*Screw cap for fixation of the micro-needletip with the inner shaft of the micro-needle coagulation electrode*



**90.525.04**

*Micro-needletip monopolar 0,25mm, shaft Ø 0,8mm, 50 mm long*



*Outer shaft Ø 5mm with sealing cap, insulation piece and needle guidance tube*



**\*070717-34**

*Needle guidance tube complete for comb. micro-needle, Art.No. EZ718-32, EZ718-42 and 90.718.32, 90.718.42*



**\*070717-33**

*Insulation piece for comb. micro-needle, Art.No. EZ718-32, EZ718-42 and 90.718.32, 90.718.42*



**\*070717-35**

*Sealing cap for outer shaft*